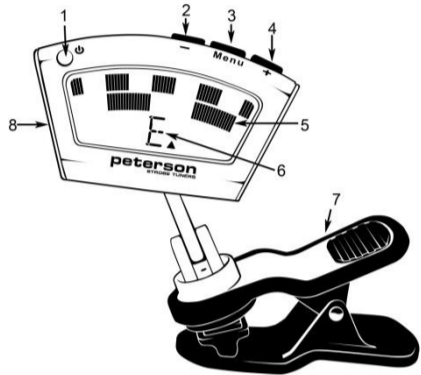


StroboClip

Owners Manual

Congratulations on your purchase of the Peterson StroboClip. Please read through this manual and use the tuner as directed.

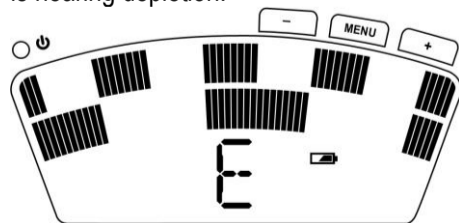


1. Tuner On/Off Switch
2. - Button
3. Menu Button
4. + Button
5. Strobe Image
6. Note Display
7. Clip
8. Battery Compartment

Battery Installation



The SC-1 runs on one CR2032 coin-cell battery. To install, turn the tuner around so that its rear is facing you, remove the battery cradle from the right edge, place the battery in the cradle so that the side of the battery marked + is facing up. Slide the loaded cradle back into the tuner. A battery icon will appear when the battery is nearing depletion.



Getting Started

For normal operation, no special adjustment is needed to use with any string or wind instrument. After installing the battery, attach the StroboClip to the headstock or scroll of an instrument in the

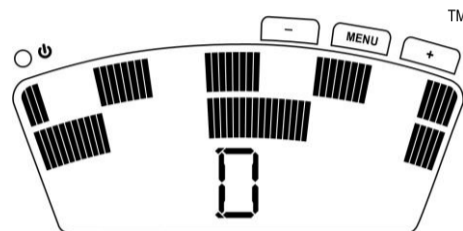
case of a stringed instrument or the bell or lead pipe of a wind instrument. Pressing the ON button activates the tuner. The note being tuned appears on the lower part of the screen in the center. The strobe bands scroll to the left to indicate a flat note and to the right to indicate a sharp note. When the image is stabilized or caged the note is in tune to 0.1 cent accuracy (1/10th of one cent).

Strobe Newbie?

If you are new to strobe tuners, you will notice that they are much more sensitive and accurate than your previous tuner. This may mean that you'll need to adjust your "touch" when you pluck a string to tune.

Instead of a plectrum, use your finger or thumb to gently pluck the string.

Factory Default Settings

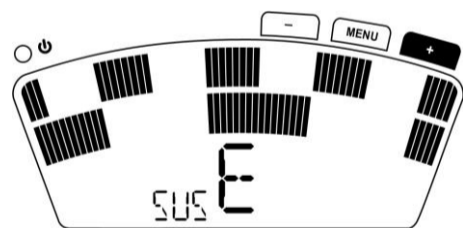


Concert Pitch A=440Hz
Preset Sweetener Equal (EQU)
Drop-Tune/Capo Tune Mode 0 (OFF)
NOR

Choosing NOR/SUSTAIN Mode

For instruments with a very brief voice, the StroboClip features a unique SUSTAIN mode which extends the screen display time beyond the actual duration of the note played. This can help when tuning some instruments.

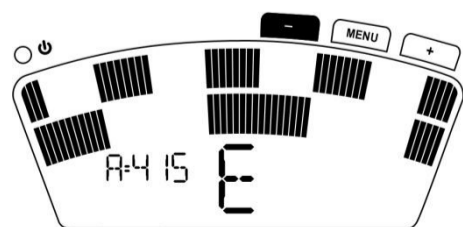
To activate, press the MENU button until NOR appears, press the + button to activate sustain mode (SUS).



To deactivate, press MENU until SUS appears, then press the - button to return to normal mode (NOR).



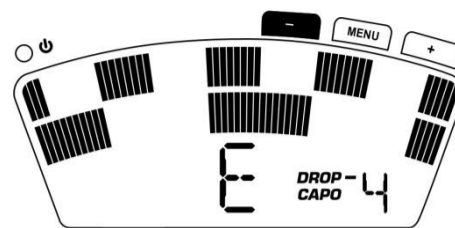
Changing the Concert Pitch Reference



Press the Menu button repeatedly until A=44X flashes, then press the + or - buttons to change the concert pitch reference. The range is from A=400 Hz to A=490Hz.

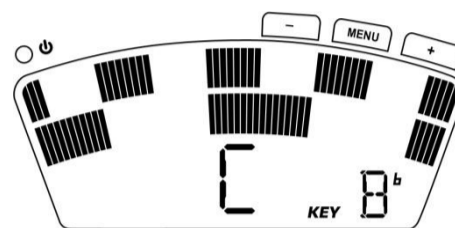
NOTE: Any changes to parameters will be retained by the StroboClip even after it has been turned off, but will reset to factory default if the battery is removed or replaced.

Drop Tuning/Capo Tuning



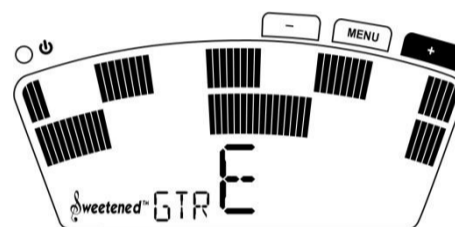
Press the Menu button until the Drop/Capo icon flashes. Press the - button for drop tuning, press the + button for capo tuning.

Changing Key



Press the MENU button until the DROP/CAPO/KEY icon flashes. Use the + or - buttons to change the key.

Choosing a Preset Sweetener



Press the MENU button until the Sweetener icon flashes and use the +/- buttons to select one of the Sweeteners below.

The choices are as follows:

EQU: Standard chromatic tuning suitable for regular or alternate tunings.

GTR: Peterson Exclusive Sweetened™ tuning for guitar.

ACU: Peterson Sweetened tuning for acoustic guitar in standard tuning. Compensates for Capo use or heavy playing style.

BAS: Peterson Sweetened tuning for bass guitar when playing with acoustic piano.

12S: Peterson Sweetened tuning for 12 String guitars; for the 6 standard strings.

12U: Peterson Sweetened tuning for 12 String guitars; for the 6 higher octave strings.

DAD: Peterson Sweetened tuning for acoustic guitar in modal DADGAD tuning.

BFE: Tuning offsets for Electric Guitars equipped with the Buzz Feiten Tuning System®*.

BFA: Tuning offsets for Acoustic Guitars equipped with the Buzz Feiten Tuning System®.

BFB: Tuning offsets for Electric Bass Guitars equipped with the Buzz Feiten Tuning System®.

DBO:** Pure tuning for open A, D and G tunings for Dobro®/Resonator guitars.

DBH: Half-Tempered tuning for Open A, D and G tunings for Dobro/Resonator guitars.

BJO: Sweetened tuning for 5 String Banjo

LA6: A6 settings for acoustic Lap Steel.

LC6: C6 settings for acoustic lap steel guitar.

UKE: Ukulele (String deflection offsets).

MAN: Sweetened tuning for Mandolin.

VLN: Perfect 5ths for 4 and 5 String violin.

VIOLA: Perfect 5ths for viola.

CELLO: Perfect 5ths for cello.

HRN: Brass & Woodwind

SIT: Sitar (pure intervals).

GHB: Great Highland Bagpipes.

Tempered Scale for chanter & drones.

LUT: Lute & Viols (1/6th Comma Meantone).

UIL: Uilleann Pipes (pure intervals).

ODU: Oud (pure intervals).

RAS: Optimized Peterson settings for Maqam Rast.

SUZ: Optimized Peterson settings for Maqam Suznak.

NAI: Optimized Peterson settings for Maqam Nairuz.

Auto-Off

The StroboClip will automatically switch itself off three minutes after the last vibration is detected.

For more in-depth information about the StroboClip, visit

www.petersontuners.com

*Buzz Feiten Tuning System® is a registered trademark of Buzz Feiten Design.

**Dobro is a registered trademark of Gibson Guitar Corp.

Specifications

Exclusive Virtual Strobe Technology™

Real-Time Operation

Accuracy: 0.1 cent

Concert Pitch Range: 400-490Hz

Tuning Range: C0 to B6

Temperaments/Sweeteners: 28 presets

Weight: 1.6 Oz (45g)

Power: CR2032 Battery

Warranty

We warrant this product to be free of defects in materials or workmanship for a period of one year after delivery to the original purchaser. Our obligation under this warranty is limited to the replacement or repair of any part or parts which prove upon our examination to be defective.

This warranty does not apply to damage resulting from transportation, misuse, abuse, or alteration. The complete unit must be returned to our factory, transportation charges prepaid. In order to speed the return of the unit to you, it is recommended that for all repairs, other than those required as a result of shipping damage, you deal directly with our factory. In case of damage in shipment, a claim should be filed with the carrier. Be sure to include a brief description of the difficulty you are experiencing and your return address. The above warranty is contingent upon registration within 10 days of the date of receipt of the product by the original purchaser. The warranty conveys specific legal rights to the purchaser, other rights vary from state to state and internationally.

Register on-line at: www.petersontuners.com

peterSON

Electro-Musical Products, Inc.
11601 S. Mayfield Ave.
Alsip, IL 60803 USA

™ "StroboClip", "Virtual Strobe", "Sweetener" and the linear & concentric strobe patterns are trademarks of:
Peterson Electro-Musical Products, Inc. - U.S. Patent # 6,580,024



PETERSON STROBOCLIP - ENGLISH V. 1.10 JN
© 2010 Peterson Electro-Musical Products, Inc.
All rights reserved